


Just Emergency

PLUG&PLAY E3 Kit



It has never been easier and more convenient to convert a luminaire for emergency operation.

- The kit has been designed to enable conversion of general lighting for emergency operation
- The Just Emergency Kit consists of an Emergency LED driver, a LiFePO4 battery for 3h emergency operation, an indicator LED and a test switch button
- Based on the latest technology with lithium-iron phosphate battery, the Kit provides a longer life expectancy compared to NiCd or NiMH emergency kits
- Quick and easy to install PLUG&PLAY solution with Self Test or Manual Test, which eliminates complexity from emergency lighting
- Battery compartment can be easily opened for a fast and convenient battery replacement
- THORNeco Connector (4 pole) for tool-free connection of switched and unswitched line



Compatible with

Anna, Julie, Amy, Zoe and Lily

The battery

The emergency kit uses a lithium iron phosphate (LiFePO4) battery which is known for its many advantages such as longer life expectancy, high safety and lower environmental impact due to the use of phosphates instead of cobalt.

Ordering guide

Description	SAP Code
Just E3 PLUG&PLAY Kit SelfTest LiFePO4	96634428
Just E3 PLUG&PLAY Kit ManualTest LiFePO4	96635766
Just E3 LINEAR P&P KIT SelfTest LiFePo4	96700027
SPARE BATTERY for Just E3 KIT LiFePO4	59011337

Just E3 Kit with SELF TEST

The Emergency Kit carries out self-tests automatically to ensure its functionality. The self-tests cover 3 types of tests:

Initial test

As soon as the emergency kit is connected, the Initial test will start automatically. In case of a failure the LED will flash red, otherwise the charge mode will start

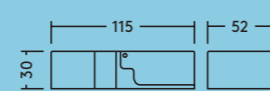
Functional test

Refers to charging, discharging and the functioning of load. Carried out for 10 seconds automatically every 30 calendar days.

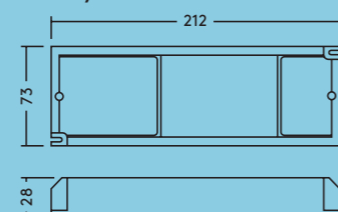
Duration test

Refers to the test of batteries' capacity. Carried out every 180 calendar days.

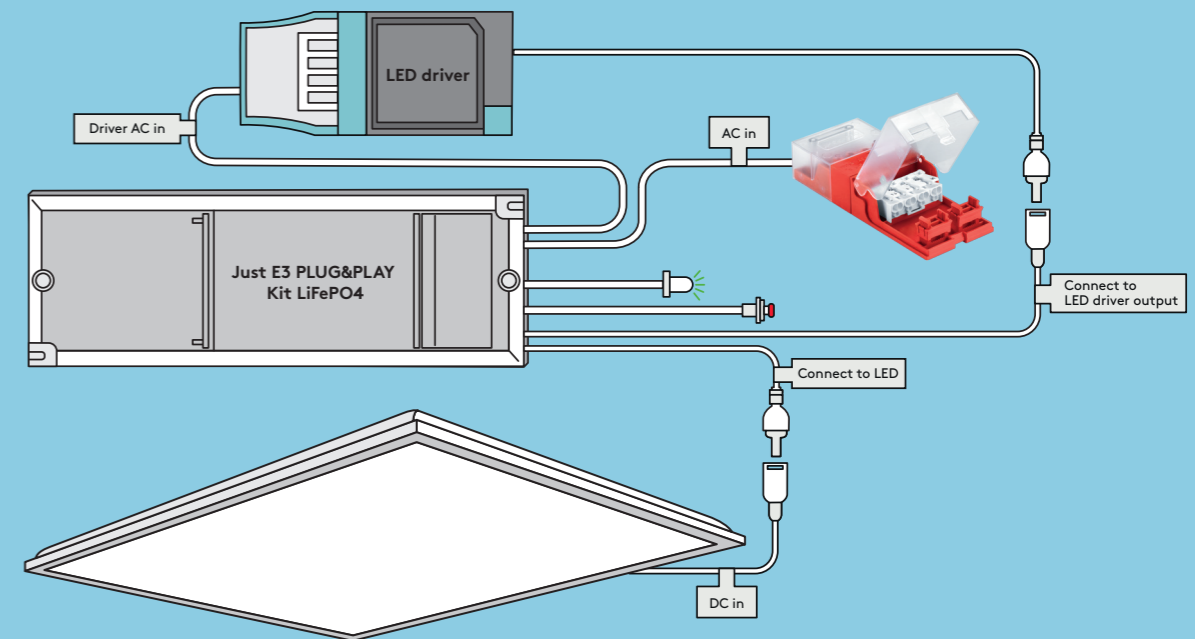
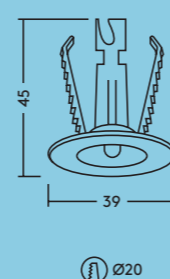
Connector:



Battery:



Indicator:



General product information

Input rated voltage	220–240V AC, 50–60 Hz
AC Input power rated	4.0W max
Power factor	> 0.5
Output emergency power	3W
Output voltage DC	10–50 V
Battery capacity (LiFePO4)	2200 mAh
Ambient range	ta 0–50°C

Rest mode

Rest mode can be initiated during emergency mode by pressing test switch longer than 3 seconds. The rest mode will be exited automatically after reconnect AC mains.

The battery

Please note: If mains supply is off during self-test period, emergency conversion module would terminate self-test immediately and go into emergency mode. Self-test is under the regulation of EN62034.

Explanation of LED Indicator for SELF TEST

	Green	Stable	Charging mode Fully charged
	Green	Fast flash (0.1sec on, 0.1sec off)	Functional test
	Green	Slow flash (1sec. on, 1sec. off)	Duration test
	Red	Stable	Failure (Load)
	Red	Slow flash (1sec. on, 1sec. off)	Battery failure
	Off		Emergency mode (battery operation/DC)

Explanation of LED Indicator for MANUAL TEST

	Green	Stable	Charging mode Fully charged
	Off		Emergency mode (battery operation/DC)